

How To Apply Technological Education

- ~ On-Campus Program
- ~ Multi-Session Program (TEMS)

2024 Admissions

How to Apply – Technological Education

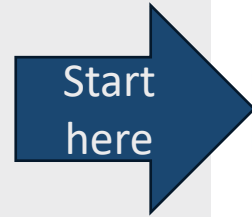
On-Campus:

<https://educ.queensu.ca/teacher-education/consecutive/tech/apply>

Multi-Session:

<https://educ.queensu.ca/teacher-education/consecutive/tech-multi/apply>

- **Part 1** – Complete an OUAC/TEAS application
- **Part 2** – Complete and submit Supplementary Documents




How to Apply - Technological Education





Program offering is contingent upon funding and adequate enrolment.

For information on this program, please visit the [Technological Education webpage](#).

Consecutive Education applicants submit official transcripts of all post-secondary institutions attended, a [Personal Statement of Experience \(PSE\)](#) and the Supplemental Documents listed below.

[Apply now at: TEAS](#)



-  [Sessional Dates](#)
-  [Technological Education Degree Requirements](#)
-  [Key Admission Dates and Deadlines](#)
-  [Technological Education Admission Requirements](#)

Step-by-step process

Part 1 → **Step 1:** Apply through the Teacher Education Applicant service ([TEAS](#)) online.

Part 2 → **Step 2:** Submit supplemental documents through the [Supplemental Documents Form](#). Documents required are outlined in detail below but should include a resume, copies of certificate(s) of qualification and/or certificate(s) of apprenticeship, or a trade license, letters of wage-earning experience, high school transcript, and more if self employed.

Step 3: Submit your [Personal Statement of Experience \(PSE\)](#) through [MyQueens Portal/SOLUS](#). Opens in early November.

Step 4: Wait for an offer of admission.

← **Part 2**

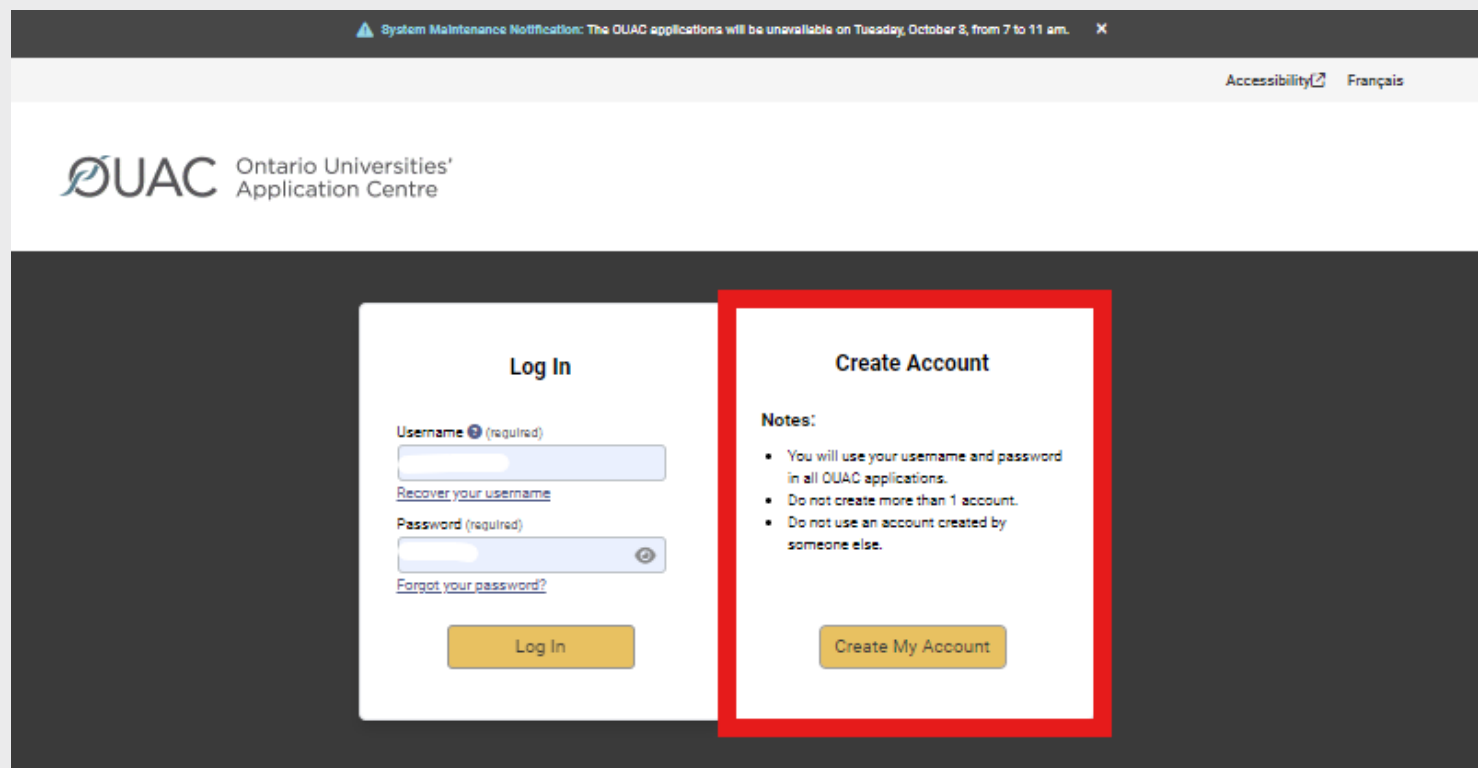
Part 1

Application Process ~ OUAC/TEAS
DEADLINE: December 2


Create an OUAC account


Visit: https://www.ouac.on.ca/apply/dashboard/en_CA/user/login

Keep track of your username and password so you can return later to continue working on your application




System Maintenance Notification: The OUAC applications will be unavailable on Tuesday, October 3, from 7 to 11 am. X

Accessibility  Français

 Ontario Universities' Application Centre

Log In

Username  (required)

[Recover your username](#)

Password (required)

[Forgot your password?](#)

Log In

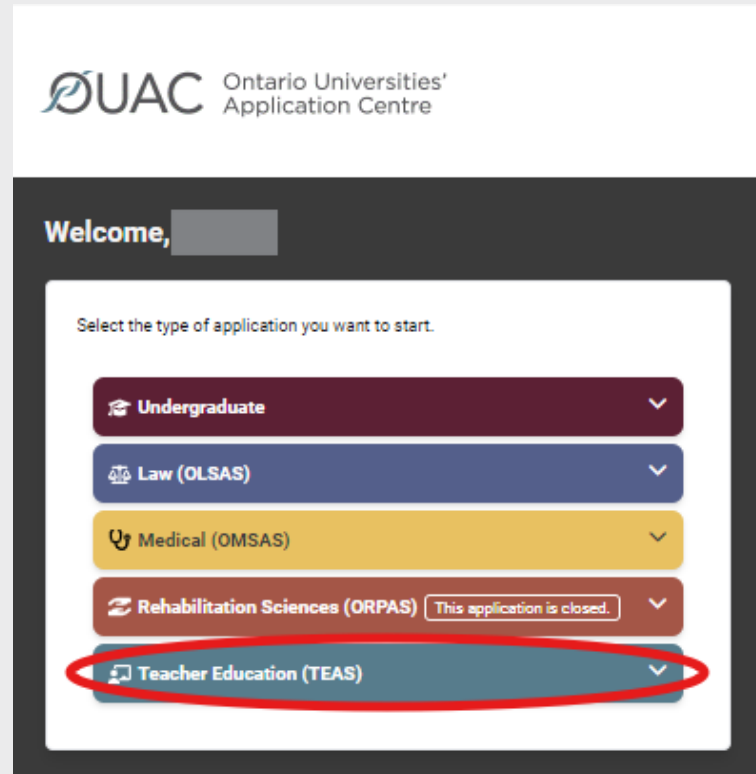
Create Account

Notes:

- You will use your username and password in all OUAC applications.
- Do not create more than 1 account.
- Do not use an account created by someone else.

Create My Account

Choose Teacher Education (TEAS)



The screenshot shows the QUAC (Ontario Universities' Application Centre) website. At the top, the logo and name "QUAC Ontario Universities' Application Centre" are visible. Below this, a dark grey banner says "Welcome, [redacted]". The main content area is a white box with the instruction "Select the type of application you want to start." followed by five dropdown menu options:

- Undergraduate
- Law (OLSAS)
- Medical (OMSAS)
- Rehabilitation Sciences (ORPAS) This application is closed.
- Teacher Education (TEAS)

The "Teacher Education (TEAS)" option is highlighted with a red oval.



[TEAS Application](#) » My OUAC Account

2025 Entry

You are logged in as:

[Log Out](#)

My OUAC Account

Application Links

>Welcome

Help Links

Ontario Teacher Education Application

Welcome to your 2025 TEAS Application

[Read important TEAS news and reminders.](#)

[Search FAQs.](#)

Here are some helpful tips to get you started:

- Read the 2025 [TEAS Application Guide](#) thoroughly.
- Ensure that you are using the correct application.
 - If you are applying to Concurrent Education, submit an [Undergraduate application](#).
 - If you have chosen the wrong application, return to the [OUAC website](#) to select another.
- Use the "Application Links" menu to work through the application. You can complete the application in any order.
- Use Secure Applicant Messaging ("SAM") to upload supporting documentation or to communicate with TEAS in a protected environment.
- To ensure that your application is completed correctly, refer to the "Help" instructions in most sections of the application.
- Click "Review and Submit" at any time to review your information. You will be alerted to any missing information by "warnings" and/or "errors". Review all warnings, and ensure that you entered your information correctly and included all required components of the application. All errors must be fixed before you can submit your application.
- After 20 minutes of inactivity, you will automatically be logged out of your application. Please be advised that your changes will not be saved.

Your OUAC Reference Number

You will be assigned an OUAC Reference Number once you submit your application. This number is application-specific and is not valid for any other current year or future application services.

Notice and Declaration

When you submit your application, you must accept the terms and conditions in these statements:

- [OUAC Privacy Statement](#)
- [Notice of Collection, Use and Disclosure of Your Personal Information Provided as Part of Your Ontario Teacher Education Application Service \(TEAS\) Application](#)

Continue

Click here



[TEAS Application](#) » [Browse Programs](#) » Browse Programs

Ontario Teacher Education Application

Browse Programs

You may browse through program information using one of these starting points.

Program Category


[By University](#)

[By Program Grouping](#)

[By Teaching Subject](#)

Search by Program Code

If you have done your research and know exactly which program codes you would like to add, enter the codes here:

Program Code 

Search

Click here

2025 Entry

Total Owning

You are logged in as:

[Log Out](#)

[My OUAC Account](#)

[My OUAC Financial Account](#)

Application Links

Welcome

[Secure Applicant Messaging \(SAM\)](#)

➤ Browse Programs

[Program Choices](#)

[Additional University Details](#)

[Personal Information](#)

[Contact Information](#)

[Academic Background](#)

[Transcript Requests](#)

[Current Courses](#)

[Review and Submit](#)

Help Links

[TEAS Application Guide](#)

[FAQs](#)

[About TEAS](#)

[OUAC Privacy Statement](#)

[Applicant Responsibilities](#)

[Contact Us](#)

Select the site and program you want to apply to:

On-Campus Programs:

- Q80 – Queen’s – Technological Education (Degree)
- Q82 – Queen’s – Technological Education (Diploma)

Multi-Session Programs:

- Q84 – Queen’s – Technological Education Multi-Session (Degree) – Kingston
- Q86 – Queen’s – Technological Education Multi-Session (Diploma) – Kingston
- Q85 – Queen’s – Technological Education Multi-Session (Degree) – GTA
- Q87 – Queen’s – Technological Education Multi-Session (Diploma) – GTA



2025 Entry

Total Owing

You are logged in as:

[Log Out](#)

[My OUAC Account](#)

[My OUAC Financial Account](#)

Application Links

[Welcome](#)

[Secure Applicant Messaging \(SAM\)](#)

[Browse Programs](#)

Program Choices

[Additional University Details](#)

[Personal Information](#)

[Contact Information](#)

[Academic Background](#)

[Transcript Requests](#)

[Current Courses](#)

[Review and Submit](#)

Help Links

[TEAS Application Guide](#)

[FAQs](#)

[About TEAS](#)

[OUAC Privacy Statement](#)

[Applicant Responsibilities](#)

[Contact Us](#)

[TEAS Application](#) » Program Choices

Ontario Teacher Education Application

Program Choices

[Add Program](#)

Choice Number	Program Code	Program Title	Actions
01	Q13	Queen's University Indigenous Teacher Education Community Based (P/J) - Mushkegowuk Territory 2025 Spring (May)	Edit Delete

Order Your Choices

Rank your program selections in order of preference under the "Choice Number" column, then click "Save".

[Save](#)

[Add Program](#) to your application

Proceed to [Additional University Details](#) if you are satisfied with this information

Please only apply to the sites that you are prepared to attend in-person.
Rank your choices carefully.

For the links on the left side of the page, you will need to fill in your personal details. Please work through each link outlined in red.

Submit your application.

OUAC Ontario Universities' Application Centre Accessibility Français Print

[TEAS Application](#) » Additional University Details

Ontario Teacher Education Application

Additional University Details

Indicate if you have previously applied to, or attended, the following universities.

[Queen's University](#)

Return to [Program Choices](#)
Proceed to [Personal Information](#) if you are satisfied with this information

Application Links

- Welcome
- Secure Applicant Messaging (SAM)
- Browse Programs
- Program Choices
- Additional University Details**
- Personal Information
- Contact Information
- Academic Background
- Transcript Requests
- Current Courses
- Review and Submit

Help Links

- TEAS Application Guide
- FAQs
- About TEAS
- OUAC Privacy Statement
- Applicant Responsibilities
- Contact Us

Part 2

Application Process ~ Supplemental Documents
DEADLINE: December 10

Submit your Supplemental Documents

Supplemental Documents for Technological Education

Please submit all supplemental documents using the Supplemental Documents Form. Please note: this form can only be completed once, so please ensure all your documents are finalized and ready for submission.

Required Documents:

Highschool Transcript

- You must provide us with your Highschool transcript showing completion of Ontario Secondary School Diploma.

Resume

- Provide a clear and concise overview of all education (secondary and post-secondary)
- Include start and end dates for work and education.
- Specify what kind of education it was (diploma, certificate, trade license)
- Include employer names and description of the position held for work related to the broad-based technological subject area to which application.

Certificate(s) of Qualification

- If you have a Certificate of Qualification that is relevant to the work experience related to the broad-based technological subject area to which you are applying, you must submit these certificates with your application.
- The COQ/COA is **mandatory** for the following BBTs: hairstyling and transportation.
- Health Professionals:** if your work is regulated by a professional college (ex. nursing, massage therapy, etc.) you must still be an active member and able to practice in Ontario, even if you are not currently practicing. Proof of active membership is required in your application.

Letters of Work Experience

- Letters must be original signed letters on official company letterhead with the supervisor's name, title, address, and contact information (phone/email).
- Letters should include your name, position(s) in the company, length of work experience(s) with start and end date.
- Letters should include typical hours of work per week, and indication of if it was full or part-time employment.
- Letters should include description of the work with details of the duties and skills used in the position.
- See the [sample letter \(Word document 53.7 KB\)](#) to see what must be included.

Sworn Statements (if applicable)

- Applicable only if you cannot attain letters of wage-earning experience.**
- Submit a sworn statement or solemn affirmation made before a commissioner of oaths indicating the reason(s) why the letter(s) are not available and
- All of the details of the job required in the wage earning letter (completed previously as another supplemental document)
- Submit copies of T4 tax forms or a statement from an accountant to confirm the income and dates of employment

Proof of self-employment and/or employment in a family business (if applicable)

- You must provide a **sworn statement** or solemn affirmation made before a commissioner of oaths indicating that the applicant was self-employed or employed in a family business. The statement should include the duration of employment, the actual start and end dates, and the nature of duties (providing specific statements of the skills used in the position).
- Provide a **copy of business license** or registration supporting the duration of employment noted in the sworn statement
- Provide **copies of income tax assessments** (which indicate self-employment) supporting the duration of employment noted in the sworn statement, or a statement from an accountant, confirming income, or an annual report.
- Provide **three letters from a major supplier or client** representative of the period of self-employment and attesting to the materials purchased or a client attesting to the work completed.

On-Campus:

<https://educ.queensu.ca/teacher-education/consecutive/tech/apply>

Multi-Session:

[How to Apply - Technological Education Multi-Session Program | Faculty of Education \(queensu.ca\)](#)

Scroll down the page to see the Supplemental Documents information Submit documents using the Supplemental Documents Form.



Queen's
UNIVERSITY

Key Dates and Deadlines

Key Dates 2024-25	Description	Method of Submission
Sept 12	Teacher Education Applicant Service (TEAS) online applications open	TEAS
Dec. 2*	Teacher Education Applicant Service (TEAS) online application deadline	TEAS
Dec. 10*	Deadline for receipt of official transcripts and supplemental documents. For policies on transcripts, see TEAS Requirements for Queen's	MyQueens Portal/SOLUS
Mid-Feb	Queen's sends first round of offers of admission	TEAS
Mar. 3*	Deadline to accept Queen's offers of admission through TEAS	TEAS
June 30	Deadline for applicants with conditional offers to submit final transcripts indicating completion of required and/or recommended courses and/or degree conferral	Submit to: Student Services Office


***IMPORTANT:** The deadlines for application, official transcripts, and supplemental document submission are firm.

Find out more!

Join us for a webinar to find out more about our Technological Education Programs.

- Multi-Session Program (TEMS) – October 22, 7 pm EST, [Zoom Registration](#)
- On-Campus Program – October 23, 7 pm EST, [Zoom Registration](#)





Queen's
UNIVERSITY