

How To Apply Indigenous Teacher Education ~ Community-Based Program

2024 Admissions

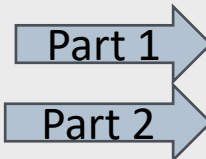
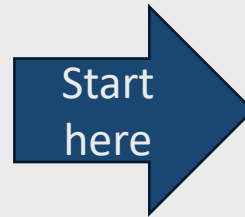


How to Apply - Indigenous Teacher Education

Visit:

<https://educ.queensu.ca/teacher-education/tracks/itep/apply>

- Part 1 – Complete an OUAC/TEAS application
- Part 2 – Complete and submit Supplementary Documents



Faculty of Education

Teacher Education / Tracks / [Indigenous Teacher Education Program](#) / How to Apply - Indigenous Teacher Education

How to Apply - Indigenous Teacher Education

For information on this program, please visit the [Indigenous Teacher Education Program](#)

Consecutive Education applicants submit official transcripts of all post-secondary institutions attended, a [Personal Statement of Experience \(PSE\)](#) and the Supplementary Documents listed below.

Concurrent Education students apply by completing the [Supplemental Documents form](#) by December 10, 2024, if their final BEd year is in 2025-2026.

[Apply now via TEAS](#)

[Key Admission Dates and Deadlines](#) [Admission Requirements](#) [Sessional Dates](#) [ITEP Degree Requirements](#)

Step-by-step process

Step 1: Apply through the Teacher Education Applicants service (TEAS) online.

Step 2: Submit supplemental documents through the [Supplemental Documents Form](#). Documents required are outlined in detail below but should include a résumé and an information sheet - see below for more details.

Step 3: Submit your [Personal Statement of Experience \(PSE\)](#) through [MyQueens Portal/SOLUS](#). Opens in early November.

Step 4: Wait for an offer of admission.

Supplemental Documents for Indigenous Teacher Education

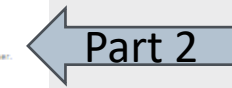
Supplemental Document	Method of Submission
A résumé providing a clear and concise overview of both (a) your academic background, and (b) work experience.	Submit PDF via Supplemental Documents Form .
Applicant information sheet	Automatically submitted through Supplemental Documents Form (above)
Personal Statement of Experience	Applicants can access the online Personal Statement of Experience (PSE) through SOLUS online Student Centre. Submission details will be emailed to you after you apply.

Admission Key Dates and Deadlines

Key Dates 2024-25	Description	Method of Submission
Sept 12	Teacher Education Applicants Service (TEAS) online applications open.	TEAS
Mid-Sept	Applicants can access the online Personal Statement of Experience (PSE) through SOLUS online Student Centre. Submission details will be emailed to you after you apply.	MyQueens Portal/SOLUS
Dec 2*	Teacher Education Application Service (TEAS) online application deadline.	TEAS
Dec 10*	Deadline for receipt of PSE. Deadline for receipt of supplemental documents.	MyQueens Portal/SOLUS
Feb 15	Queen's sends first round of offers of admission.	TEAS
March 3*	Deadline to accept Queen's offers of admission through TEAS.	TEAS
June 30	Deadline for applicants with conditional offers to submit final transcripts indicating completion of required and/or recommended courses and/or degree conferral	Submit to: Student Services Office

*Note the deadlines for application, official transcripts, PSE and supplemental documents are firm, due to the Queen's program start date.

If you have questions or for contact information, please contact: [Education Student Services](#)



Application Deadline is December 2nd for OUAC TEAS & December 10th for Supplementary Documents



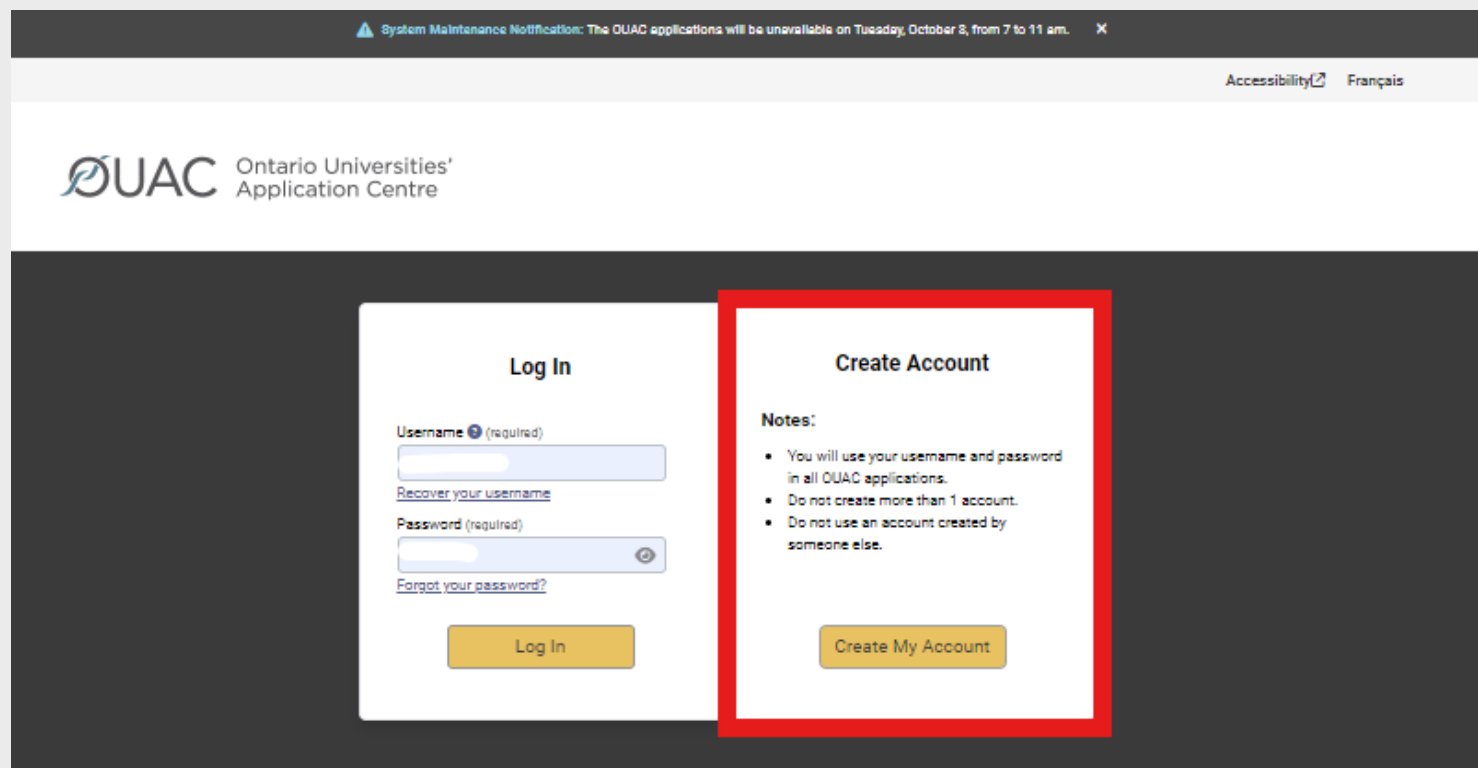
Part 1

Application Process ~ OUAC/TEAS
DEADLINE: December 2


Create an OUAC account


Visit: https://www.ouac.on.ca/apply/dashboard/en_CA/user/login

Keep track of your username and password so you can return later to continue working on your application




System Maintenance Notification: The OUAC applications will be unavailable on Tuesday, October 3, from 7 to 11 am. X

Accessibility  Français

 Ontario Universities' Application Centre

Log In

Username  (required)

[Recover your username](#)

Password (required)

[Forgot your password?](#)

Log In

Create Account

Notes:

- You will use your username and password in all OUAC applications.
- Do not create more than 1 account.
- Do not use an account created by someone else.

Create My Account

Choose Teacher Education (TEAS)

The screenshot shows the QUAC (Ontario Universities' Application Centre) website. At the top, the logo and name "QUAC Ontario Universities' Application Centre" are visible. Below this, a dark grey banner says "Welcome, [redacted]". The main content area is titled "Select the type of application you want to start." and contains five dropdown menu options:

- Undergraduate
- Law (OLSAS)
- Medical (OMSAS)
- Rehabilitation Sciences (ORPAS) This application is closed.
- Teacher Education (TEAS)

The "Teacher Education (TEAS)" option is highlighted with a red oval.



[TEAS Application](#) » My OUAC Account

2025 Entry

You are logged in as:

[Log Out](#)

My OUAC Account

Application Links

>Welcome

Help Links

Ontario Teacher Education Application

Welcome to your 2025 TEAS Application

[Read important TEAS news and reminders.](#)

[Search FAQs.](#)

Here are some helpful tips to get you started:

- Read the 2025 [TEAS Application Guide](#) thoroughly.
- Ensure that you are using the correct application.
 - If you are applying to Concurrent Education, submit an [Undergraduate application](#).
 - If you have chosen the wrong application, return to the [OUAC website](#) to select another.
- Use the "Application Links" menu to work through the application. You can complete the application in any order.
- Use Secure Applicant Messaging ("SAM") to upload supporting documentation or to communicate with TEAS in a protected environment.
- To ensure that your application is completed correctly, refer to the "Help" instructions in most sections of the application.
- Click "Review and Submit" at any time to review your information. You will be alerted to any missing information by "warnings" and/or "errors". Review all warnings, and ensure that you entered your information correctly and included all required components of the application. All errors must be fixed before you can submit your application.
- After 20 minutes of inactivity, you will automatically be logged out of your application. Please be advised that your changes will not be saved.

Your OUAC Reference Number

You will be assigned an OUAC Reference Number once you submit your application. This number is application-specific and is not valid for any other current year or future application services.

Notice and Declaration

When you submit your application, you must accept the terms and conditions in these statements:

- [OUAC Privacy Statement](#)
- [Notice of Collection, Use and Disclosure of Your Personal Information Provided as Part of Your Ontario Teacher Education Application Service \(TEAS\) Application](#)

Continue

Click here



[TEAS Application](#) » [Browse Programs](#) » Browse Programs

Ontario Teacher Education Application

Browse Programs

You may browse through program information using one of these starting points.

Program Category

[By University](#)

[By Program Grouping](#)

[By Teaching Subject](#)

Search by Program Code

If you have done your research and know exactly which program codes you would like to add, enter the codes here:

Program Code 

Search

Click here

2025 Entry

Total Owing

You are logged in as:

[Log Out](#)

[My OUAC Account](#)

[My OUAC Financial Account](#)

Application Links

Welcome

[Secure Applicant Messaging \(SAM\)](#)

Browse Programs

[Program Choices](#)

[Additional University Details](#)

[Personal Information](#)

[Contact Information](#)

[Academic Background](#)

[Transcript Requests](#)

[Current Courses](#)

[Review and Submit](#)

Help Links

[TEAS Application Guide](#)

[FAQs](#)

[About TEAS](#)

[OUAC Privacy Statement](#)


[Applicant Responsibilities](#)

[Contact Us](#)

Select the site you want to apply to:

- Q11 – Queen’s – Indigenous Teacher Education Community-Based – Tyendinaga
- Q13 – Queen’s – Indigenous Teacher Education Community-Based – Mushkegowuk Territory
- Q14 – Queen’s – Indigenous Teacher Education Community-Based – Manitoulin North Shore
- Q16 – Queen’s – Indigenous Teacher Education Community-Based – Lambton-Kent
- Q40 – Queen’s – Indigenous Teacher Education Community-Based – Pikangikum

OUAC Ontario Universities' Application Centre Accessibility Français Print



[TEAS Application](#) » Program Choices

Ontario Teacher Education Application

Program Choices

[Add Program](#)

Choice Number	Program Code	Program Title	Actions
01	Q13	Queen's University Indigenous Teacher Education Community Based (P/J) - Mushkegowuk Territory 2025 Spring (May)	Edit Delete

Order Your Choices
Rank your program selections in order of preference under the "Choice Number" column, then click "Save".

[Save](#)

[Add Program](#) to your application
Proceed to [Additional University Details](#) if you are satisfied with this information

2025 Entry

Total Owing

You are logged in as:

[Log Out](#)

My OUAC Account

My OUAC Financial Account

Application Links

- Welcome
- Secure Applicant Messaging (SAM)
- Browse Programs
- Program Choices**
- Additional University Details
- Personal Information
- Contact Information
- Academic Background
- Transcript Requests
- Current Courses
- Review and Submit

Help Links

- TEAS Application Guide
- FAQs
- About TEAS
- OUAC Privacy Statement
- Applicant Responsibilities
- Contact Us

Please only apply to ITEP Community-Based sites that you are prepared to attend in-person.

INDIGENOUS TEACHER EDUCATION PROGRAM at Queen's University

Program Sites




- Pikangikum PK-ITEP**
Pikangikum First Nation
- Mushkegowuk Territory MT-ITEP**
O mushkegowuk Education Authority
Moosonee/Moose Factory
- Queen's University ITEP**
Kingston, Ontario
- Manitoulin-North Shore MNS-ITEP**
Kenjgewin Teg
Sudbury
- Tyendinaga TY-ITEP**
Tsi Tyónnheht Onkwawen:na
Tyendinaga Mohawk Territory
- Lambton-Kent LK-ITEP**
Lambton-Kent District School Board

Map of Queen's ITEP Community-Based Sites

For the links on the left side of the page, you will need to fill in your personal details. Please work through each link outlined in red

OUAC Ontario Universities' Application Centre Accessibility Français Print



[TEAS Application](#) » Additional University Details

Ontario Teacher Education Application

Additional University Details


Indicate if you have previously applied to, or attended, the following universities.

[Queen's University](#)

Return to [Program Choices](#)
Proceed to [Personal Information](#) if you are satisfied with this information

2025 Entry

Total Owning

You are logged in as: 
[Log Out](#)

[My OUAC Account](#)
[My OUAC Financial Account](#)

Application Links

- [Welcome](#)
- [Secure Applicant Messaging \(SAM\)](#)
- [Browse Programs](#)
- [Program Choices](#)
- [Additional University Details](#)**
 - [Personal Information](#)
 - [Contact Information](#)
 - [Academic Background](#)
 - [Transcript Requests](#)
 - [Current Courses](#)
 - [Review and Submit](#)

Help Links

- [TEAS Application Guide](#)
- [FAQs](#)
- [About TEAS](#)
- [OUAC Privacy Statement](#)
- [Applicant Responsibilities](#)
- [Contact Us](#)



Once you've completed the application, do not pay fees YET.

STEP ONE:

- Email educmultisessions@queensu.ca and provide your OUAC/TEAS application number.
- Queen's University will waive your Queen's Supplementary fee (\$85).
- Wait for confirmation from Queen's that your fee has been waived.

STEP TWO:

- Check with your community contact (see below) to see whether a voucher is available. If it is, enter the voucher code provided to cover the cost of the OUAC/TEAS application fee. If a voucher is not available, the cost of the OUAC/TEAS application fee is the responsibility of the applicant.

- Community Contacts:
- Lambton-Kent - ITEP@queensu.ca
 - Manitoulin - DebbieDebassige@kenjgewinteg.ca
 - Mushkegowuk - mqitepcoordinator@gmail.com
 - Pikangikum - turtle.s@queensu.ca
 - Tyendinaga - maracleb@queensu.ca

- Order your post-secondary transcript(s) through OUAC/TEAS, if applicable.
- Once you receive confirmation from Queen's that the Supplementary fee has been waived, you can then submit your application.
- Once the fees are paid, the application is sent to OUAC/TEAS.
- Then you'll need to do **Part 2** of the application.

Part 2

Application Process ~ Supplemental Documents
DEADLINE: December 10

Visit:

<https://educ.queensu.ca/teacher-education/consecutive/itep-community/apply>

Supplemental Documents for Indigenous Teacher Education

Please submit all supplemental documents using the [Supplemental Documents Form](#). Please note: this form can only be completed once, so please ensure all your documents are finalized and ready for submission.

Please see our [Supplemental Documentation Guide](#) for more details about the process.

Supplemental Document	Method of Submission
<p>Reference letters from two respected members of your Indigenous community (e.g., Elders, Community Leaders, Work Supervisors, Social/School Counsellors, Educators, Director of local Friendship Centres*). The referees must be able to comment on Indigenous community contributions which you have made, and your potential to serve in the field of Indigenous education.</p> <p>*Reference letters cannot be written by relatives or friends of the applicant</p>	Letters of reference should be submitted by the referees directly to: Student Services Office
<p>Statement of Indigenous Experience (SIE). Please consider your future in Indigenous education when you are completing the SIE. Personal qualities and experiences are vitally important to the successful educator. The Faculty of Education encourages applicants to focus their SIE on what would make you a good teacher. When listing an extracurricular activity or employment opportunity, describe the impact of this experience and the greatest learning outcome for you from the perspective of how that would make you a good teacher. The readers of your SIE will be looking for you to explain how your experiences will help you as a future educator.</p>	Submit SIE via this form
<p>High school transcript showing completion of Ontario Secondary School Diploma. <i>Ontario Secondary School Diploma (Grade 12 Diploma) or GED must be completed by December 1, 2023.</i></p>	Submit PDF to Supplemental Documents Form
<p>A résumé providing a clear and concise overview of both (a) your academic background, and (b) work experience.</p>	Submit PDF to Supplemental Documents Form
<p>Applicant information sheet</p>	Fill out via Supplemental Documents Form

[Link: How to Apply - Indigenous Teacher Education Community-Based | Faculty of Education \(queensu.ca\)](#)

Scroll down the page to see the Supplemental Documents information
Please check the method of submission section for the live links

Key Dates and Deadlines

Key Dates 2024-25	Description	Method of Submission
Sept 12	Teacher Education Applicant Service (TEAS) online applications open	TEAS
Dec. 2*	Teacher Education Applicant Service (TEAS) online application deadline	TEAS
Dec. 10*	Deadline for receipt of official transcripts and supplemental documents. For policies on transcripts, see TEAS Requirements for Queen's	MyQueens Portal/SOLUS
Mid-Feb	Queen's sends first round of offers of admission	TEAS
Mar. 3*	Deadline to accept Queen's offers of admission through TEAS	TEAS
June 30	Deadline for applicants with conditional offers to submit final transcripts indicating completion of required and/or recommended courses and/or degree conferral	Submit to: Student Services Office

***IMPORTANT:** The deadlines for application, official transcripts, and supplemental document submission are firm.


Find out more!

Join us for a webinar to find out more about our Indigenous Teacher Education (community-based) program.

- October 29, 7 pm EST, [Zoom Registration](#)
- November 7, 7 pm EST, [Zoom Registration](#)

Watch the Youtube video:

[Indigenous Teacher Education Program - Community-Based at Queen's University](#)



Queen's
UNIVERSITY