

# How To Apply Primary-Junior French as a Second Language Multi-Session Program (FSLM)

2026 Admissions

# How to Apply – French as a Second Language Multi-Session

<https://educ.queensu.ca/teacher-education/tracks/fslm/apply>

- **Part 1** – Complete an OUAC/TEAS application
- **Part 2** – Complete and submit Supplementary Documents

## How to Apply: Primary-Junior French as a Second Language Multi-Session

Applicants submit official transcripts of all post-secondary institutions attended, a Personal Statement of Experience (PSE) and the Proof of Language Competency listed below.

Start  
here

Apply now at TEAS



Sessional Dates



Degree Requirements



FSLM Program Overview



Admission Requirements

### Step-by-step process

**Step 1:** Apply through the Teacher Education Applicant service (TEAS) online.

**Step 2:** Submit proof of language competency through the Supplemental Documents Form.

**Step 3:** Submit your Personal Statement of Experience (PSE) through MyQueens Portal/SOLUS.

**Step 4:** Wait for an offer of admission.

Part 1

Part 2

Part 2



Queen's  
UNIVERSITY

# Part 1

## Application Process ~ OUAC/TEAS

### DEADLINE: December 1

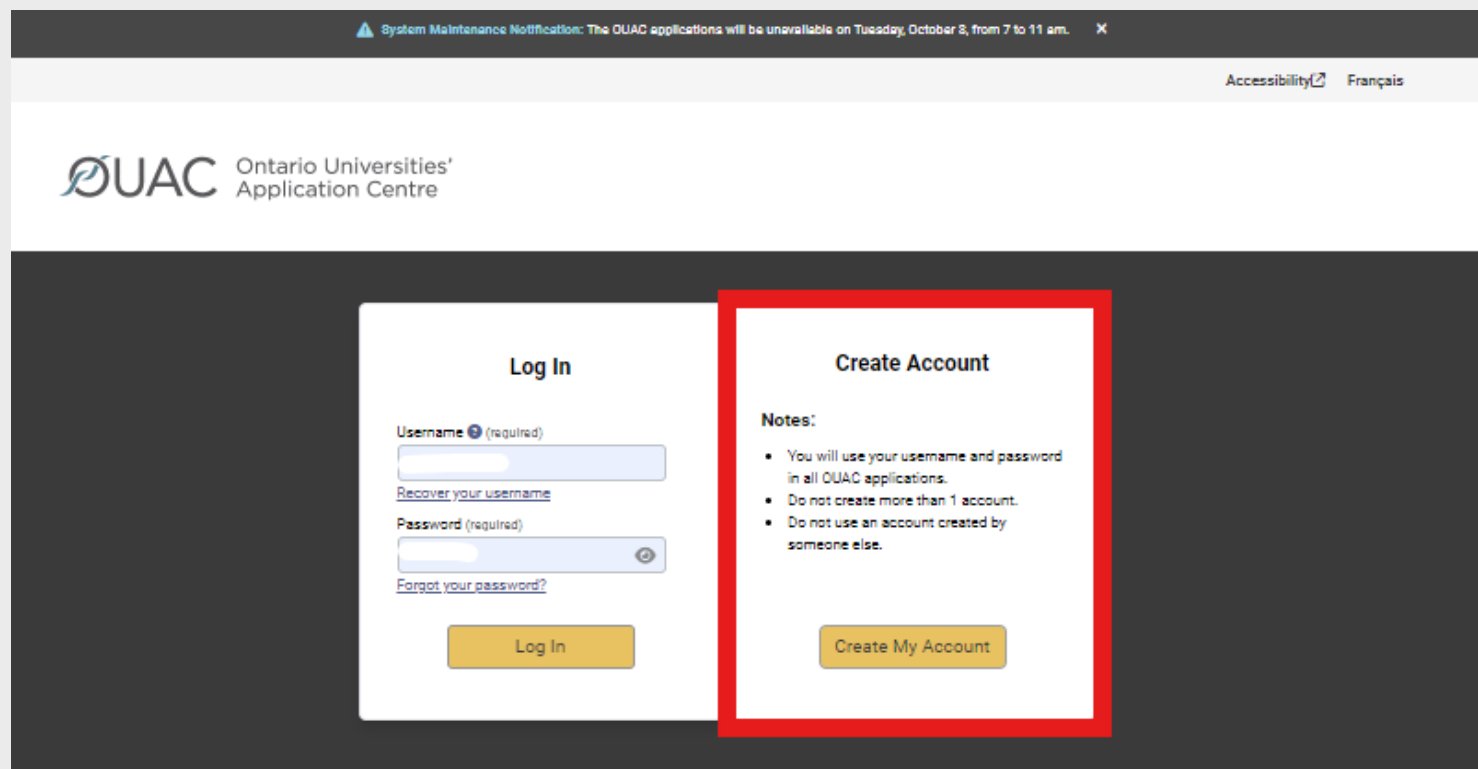
# Create an OUAC account

Visit: [https://www.ouac.on.ca/apply/dashboard/en\\_CA/user/login](https://www.ouac.on.ca/apply/dashboard/en_CA/user/login)

Keep track of  
your username  
and password  
so you can  
return later to  
continue  
working on  
your  
application

System Maintenance Notification: The OUAC applications will be unavailable on Tuesday, October 3, from 7 to 11 am. X

Accessibility Français

 Ontario Universities' Application Centre

### Log In

Username (required)

[Recover your username](#)

Password (required)

[Forgot your password?](#)

Log In

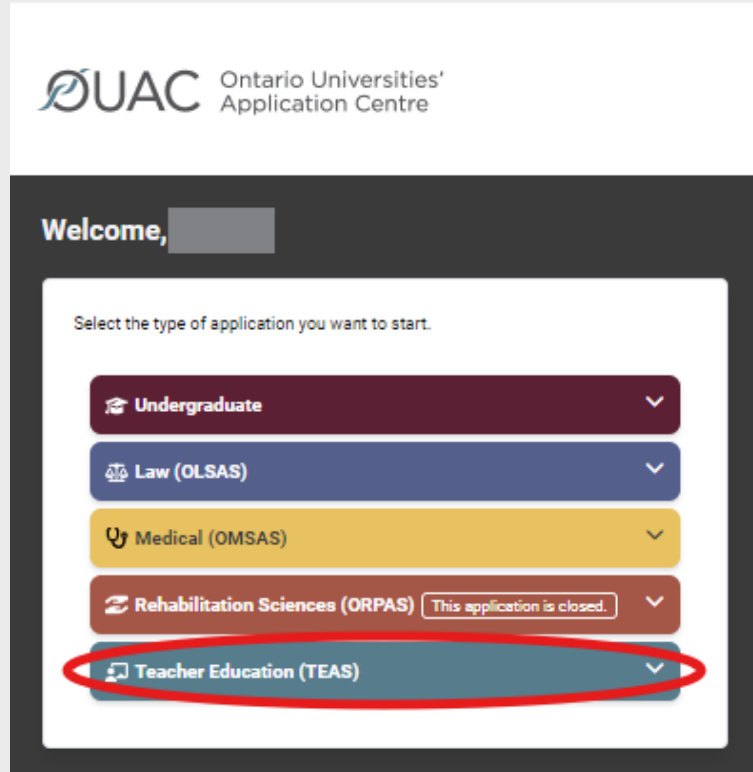
### Create Account

**Notes:**

- You will use your username and password in all OUAC applications.
- Do not create more than 1 account.
- Do not use an account created by someone else.

Create My Account

# Choose Teacher Education (TEAS)



The screenshot shows the QUAC (Ontario Universities' Application Centre) website. At the top, the logo and name "QUAC Ontario Universities' Application Centre" are visible. Below this, a dark grey banner says "Welcome, [redacted]". The main content area is white and contains the instruction "Select the type of application you want to start." followed by a list of application types, each in a colored button with a dropdown arrow:

- Undergraduate (dark red button)
- Law (OLSAS) (blue button)
- Medical (OMSAS) (yellow button)
- Rehabilitation Sciences (ORPAS) (brown button) with a small red box stating "This application is closed."
- Teacher Education (TEAS) (teal button, circled in red)



[TEAS Application](#) » My OUAC Account

## 2025 Entry

You are logged in as:

[Log Out](#)

My OUAC Account

## Application Links

Welcome

## Help Links

## Ontario Teacher Education Application

Welcome to your 2025 TEAS Application

[Read important TEAS news and reminders.](#)

[Search FAQs.](#)

Here are some helpful tips to get you started:

- Read the 2025 [TEAS Application Guide](#) thoroughly.
- Ensure that you are using the correct application.
  - If you are applying to Concurrent Education, submit an [Undergraduate application](#).
  - If you have chosen the wrong application, return to the [OUAC website](#) to select another.
- Use the "Application Links" menu to work through the application. You can complete the application in any order.
- Use Secure Applicant Messaging ("SAM") to upload supporting documentation or to communicate with TEAS in a protected environment.
- To ensure that your application is completed correctly, refer to the "Help" instructions in most sections of the application.
- Click "Review and Submit" at any time to review your information. You will be alerted to any missing information by "warnings" and/or "errors". Review all warnings, and ensure that you entered your information correctly and included all required components of the application. All errors must be fixed before you can submit your application.
- After 20 minutes of inactivity, you will automatically be logged out of your application. Please be advised that your changes will not be saved.

### Your OUAC Reference Number

You will be assigned an OUAC Reference Number once you submit your application. This number is application-specific and is not valid for any other current year or future application services.

### Notice and Declaration

When you submit your application, you must accept the terms and conditions in these statements:

- [OUAC Privacy Statement](#)
- [Notice of Collection, Use and Disclosure of Your Personal Information Provided as Part of Your Ontario Teacher Education Application Service \(TEAS\) Application](#)

Continue

Click here



[TEAS Application](#) » [Browse Programs](#) » Browse Programs

## Ontario Teacher Education Application

### Browse Programs

You may browse through program information using one of these starting points.

**Program Category**

[By University](#)

[By Program Grouping](#)

[By Teaching Subject](#)

### Search by Program Code

If you have done your research and know exactly which program codes you would like to add, enter the codes here:

**Program Code** ⓘ

Search

Click here

2025 Entry

**Total Owning**

You are logged in as:

[Log Out](#)

[My OUAC Account](#)

[My OUAC Financial Account](#)

### Application Links

[Welcome](#)

[Secure Applicant Messaging \(SAM\)](#)

### ➔ Browse Programs

[Program Choices](#)

[Additional University Details](#)

[Personal Information](#)

[Contact Information](#)

[Academic Background](#)

[Transcript Requests](#)

[Current Courses](#)

[Review and Submit](#)

### Help Links

[TEAS Application Guide](#)

[FAQs](#)

[About TEAS](#)

[OUAC Privacy Statement](#)

[Applicant Responsibilities](#)

[Contact Us](#)

**Select the program:**  
Q17 – PJ French as a Second Language  
Multi-Session



[TEAS Application](#) » Program Choices

## Ontario Teacher Education Application

### Program Choices

[Add Program](#)

Choice Number	Program Code	Program Title	Actions
01 ▼	Q13	Queen's University Indigenous Teacher Education Community Based (P/J) - Mushkegowuk Territory 2025 Spring (May)	<a href="#">Edit</a> <a href="#">Delete</a>

#### Order Your Choices

Rank your program selections in order of preference under the "Choice Number" column, then click "Save".

[Save](#)

[Add Program](#) to your application

Proceed to [Additional University Details](#) if you are satisfied with this information

#### 2025 Entry

##### Total Owing

You are logged in as:

[Log Out](#)

[My OUAC Account](#)

[My OUAC Financial Account](#)

#### Application Links

[Welcome](#)

[Secure Applicant Messaging \(SAM\)](#)

[Browse Programs](#)

#### Program Choices

[Additional University Details](#)

[Personal Information](#)

[Contact Information](#)

[Academic Background](#)

[Transcript Requests](#)

[Current Courses](#)

[Review and Submit](#)

#### Help Links

[TEAS Application Guide](#)

[FAQs](#)

[About TEAS](#)

[OUAC Privacy Statement](#)

[Applicant Responsibilities](#)


[Contact Us](#)

Please only apply to the programs that you are interested in.  
Rank your choices carefully.




For the links on the left side of the page, you will need to fill in your personal details. Please work through each link outlined in red.

Submit your application.

 Ontario Universities'  
Application Centre

Accessibility Français Print



[TEAS Application](#) » Additional University Details

## Ontario Teacher Education Application

### Additional University Details

Indicate if you have previously applied to, or attended, the following universities.

[Queen's University](#)

Return to [Program Choices](#)  
Proceed to [Personal Information](#) if you are satisfied with this information

#### 2025 Entry

##### Total Owing

You are logged in as:

[Log Out](#)

[My OUAC Account](#)  
[My OUAC Financial Account](#)

#### Application Links

- [Welcome](#)
- [Secure Applicant Messaging \(SAM\)](#)
- [Browse Programs](#)
- [Program Choices](#)
- [Additional University Details](#)**
  - [Personal Information](#)
  - [Contact Information](#)
  - [Academic Background](#)
  - [Transcript Requests](#)
  - [Current Courses](#)
  - [Review and Submit](#)

#### Help Links

- [TEAS Application Guide](#)
- [FAQs](#)
- [About TEAS](#)
- [OUAC Privacy Statement](#)
- [Applicant Responsibilities](#)
- [Contact Us](#)

# Part 2

Application Process ~ Supplemental Documents  
DEADLINE: December 10

# Submit your Supplemental Documents

## Proof of Language Competency for Primary-Junior French as a Second Language

Please submit your Proof of Language Competency using the Supplemental Documents Form. Please note: this form can only be completed once, so please ensure all your documents are finalized and ready for submission.

Candidates must meet at least one of the following requirements	Method of Submission
5.0 full-year undergraduate courses in French or the completion of a degree in the French language, OR	Transcript submitted through TEAS application
A French Bilingual/Immersion/Extended Certificate and original transcript from an anglophone secondary school or an original transcript if you have graduated from a francophone secondary school, OR	Submit PDF to Supplemental Documents Form
Diplôme approfondi de langue française (DALF) You will need to achieve an overall classification of C1 (Advanced 1). Test results are valid for life, OR	Submit PDF to Supplemental Documents Form
<u>Diplôme d'études en langue française (DELF)</u> You will need to achieve an overall classification of B1 (Intermediate 1). Test results are valid for life, OR	Submit PDF to Supplemental Documents Form
<u>Test de connaissance du français (TCF)</u> You will need to obtain a score of C1 (Advanced 1 in all four modalities: reading, listening, writing and speaking). Test results are valid for two years, OR	Submit PDF to Supplemental Documents Form
<u>Test d'évaluation de français (TEF)</u> You will need to obtain a score of C1 (Advanced 1 in all four modalities: reading, listening, writing and speaking). Test results are valid for two years.	Submit PDF to Supplemental Documents Form

<https://educ.queensu.ca/teacher-education/tracks/fslm/apply>

Scroll down the page to see the Supplemental Documents information  
Submit documents using the Supplemental Documents Form.

# Key Dates and Deadlines

Key Dates	Description	Method of Submission
Sept. 11	Teacher Education Applicant Service (TEAS) online applications open.	<a href="#">TEAS</a>
Oct. 1	Applicants can access the online <a href="#">Personal Statement of Experience (PSE)</a> through SOLUS online Student Centre. Submission details will be emailed to you after you apply.	<a href="#">MyQueens Portal/SOLUS</a>
Dec. 1*	Teacher Education Application Service (TEAS) online application deadline.	<a href="#">TEAS</a>
Dec. 10*	Deadline for receipt of PSE. Deadline for receipt of supplemental documents.	<a href="#">MyQueens Portal/SOLUS</a>
Feb. 13	Queen's sends first round of offers of admission.	<a href="#">TEAS</a>
March 2*	Deadline to accept Queen's offers of admission through TEAS.	<a href="#">TEAS</a>
June 30	Deadline for applicants with conditional offers to submit final transcripts indicating completion of required and/or recommended courses and/or degree conferral	Submit to: <a href="#">Student Services Office</a>


**\*IMPORTANT:** The deadlines for application, official transcripts, and supplemental document submission are firm.

# Find out more!

Join us for a webinar to find out more about our French as a Second Language Program.

- October 14, 7pm EST, [Zoom Registration](#)
- Eastern Ontario Staff Development Network (EOSDN) applicants only – November 13, 7pm EST, [Zoom Registration](#)





Queen's  
UNIVERSITY