


Origami

Activity 5 - Making an Origami Sail Boat

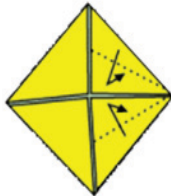
Origami is an ancient Japanese art of folding paper. The word origami comes from two Japanese words: “ori”, which means to fold, and “kami”, which means paper. Origami has become increasingly popular over the past few decades and has spread to North America, Europe and other places around the world.

Instructions: Start with a square piece of origami paper and follow each step carefully. Fold along the dotted lines and in the direction of the arrows. Have fun!

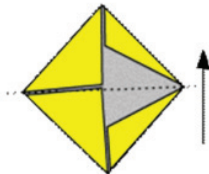
Step 1: Fold along the dotted lines, inward



Step 2: Fold along the dotted lines in the direction of the arrows



Step 3: Fold along the dotted lines in the direction of the arrow



Can you believe THIS is math?

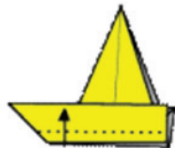
Origami

Activity 5 - Making an Origami Sail Boat - *continued*

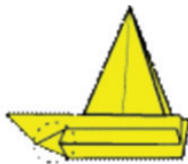
Step 4: Fold up and in the direction of the arrow, along the dotted line



Step 5: Fold upward along the dotted line



Step 6: Fold the bottom down. This helps the boat stand up.



Can you believe THIS is math?